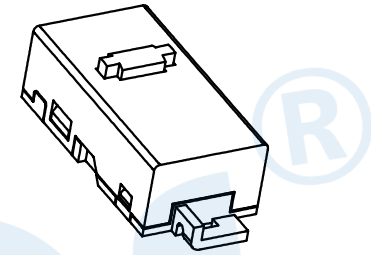
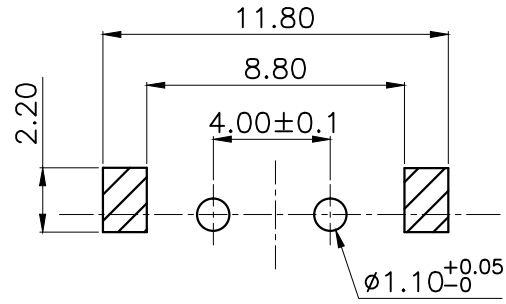
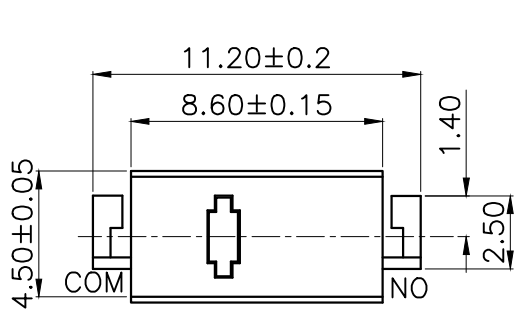
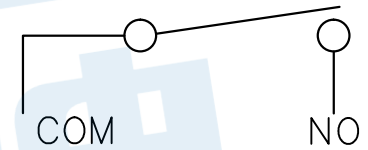
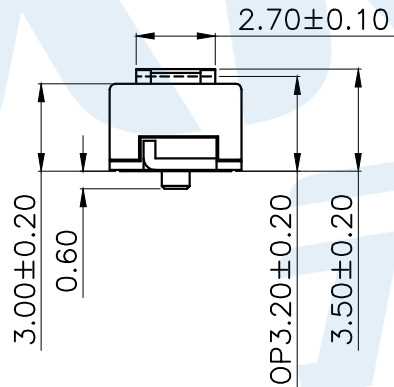
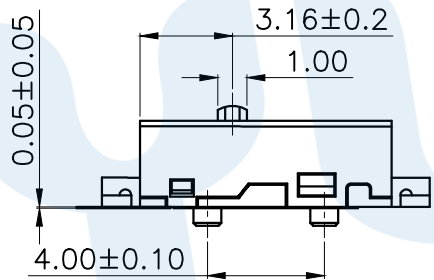


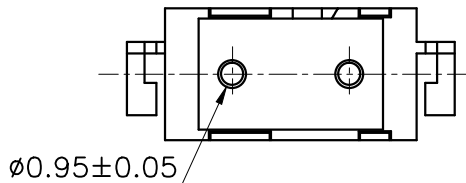
RoHS



PCB Layout(Pattern side)



Circuit Diagram



Ⓕ	Contact		1	Silver point	
Ⓖ	Terminal		2	Brass	Silver
Ⓓ	Contact reed		1	Brass	
Ⓒ	Handle		1	PPA	Blue
Ⓑ	Cover		1	PPA	Black
Ⓐ	Base		1	LCP	Black
NO.	Name	Number	Qty	Materil	Remarks

YUANDI® Yuandi Electronics Co, Ltd

design	date	name	MICRO SWITCH
Review	date	name	TC-5608-Y
Approved	date	name	

Drawing number: Proportion 1:1 unit mm gage number A4

modify Review Approved Tolerance not specified