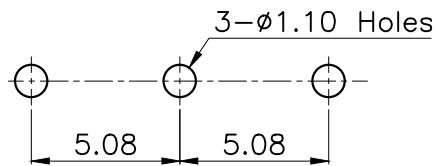
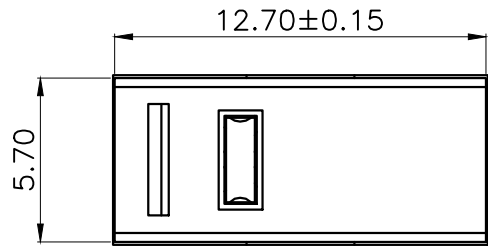
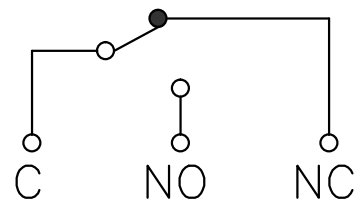


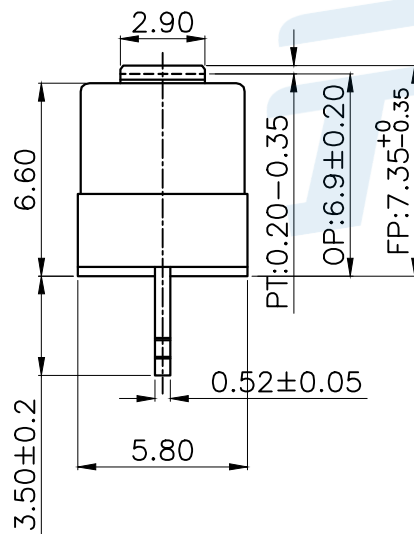
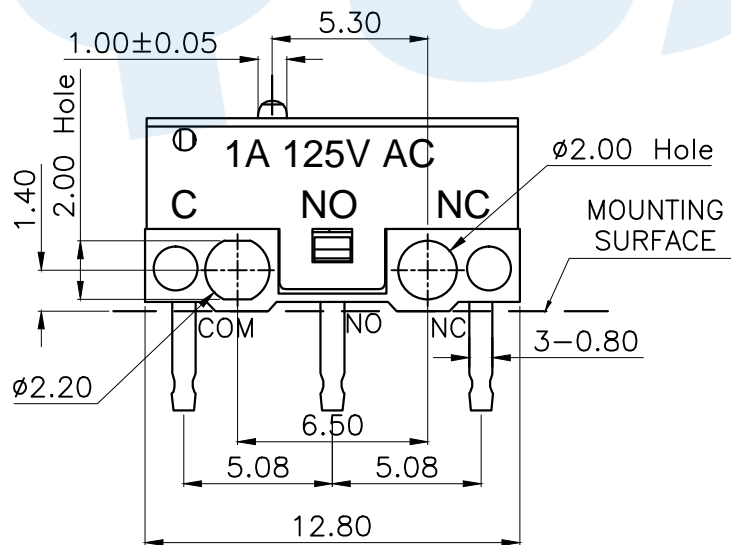
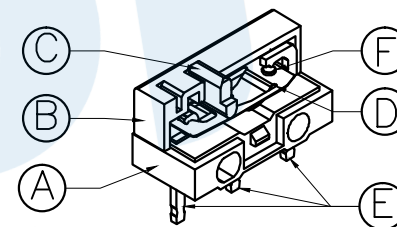
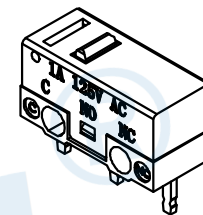
RoHS



PCB Layout(Pattern side)



Circuit Diagram



Operating force
80±15gf

Contact material	
CODE	MATERIAL
T	Copper dot
Y	Silver dot

ⓕ	Contact		1	Silver/copper dot	
ⓔ	Terminal		3	Brass	Silver
ⓓ	Contact reed		1	Brass	
Ⓒ	Handle		1	POM	White
Ⓑ	Cover		1	PBT	Black
Ⓐ	Base		1	PBT	White
NO.	Name	Number	Qty	Materil	Remarks

YUANDI® Yuandi Electronics Co, Ltd

design	date	name	MICRO SWITCH
Review	date	model	TC-5610-□
Approved	date		

Drawing number: Proportion 1:1 unit mm gage number A4

modify Review Approved Tolerance not specified

angle	±2'
10~30	±0.30
5~10	±0.20
~ 5	±0.10