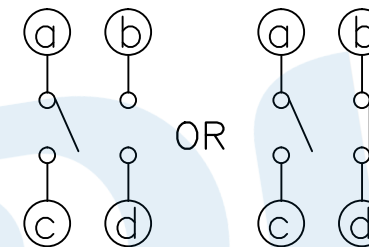
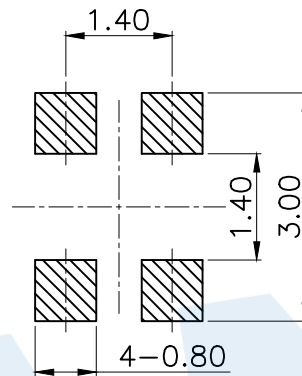
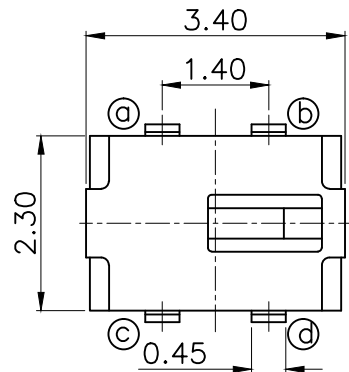
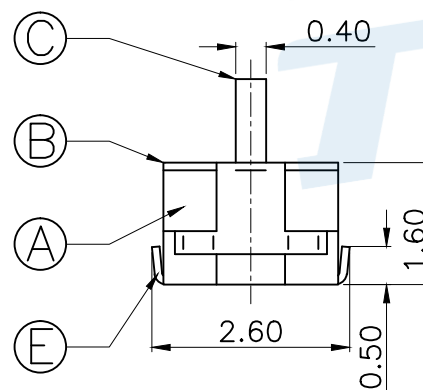
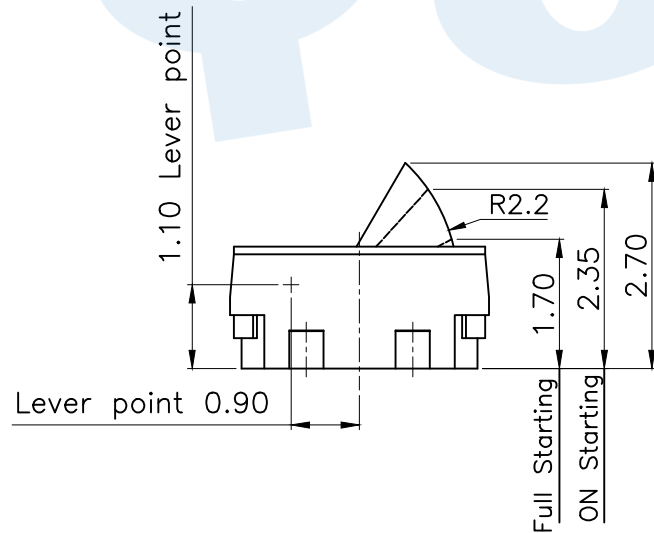


RoHS



PCB Layout (Pattern side)

Circuit Diagram



Technical Parameters

- 1. Rated current: DC 12V 50mA
- 2. Operating force: 20±10gf
- 3. Mechanical life: 100,000 times

Ⓕ	Spring plate		1	SUS	Natural
Ⓖ	Terminal		4	Phosphor bronze	Silvering
Ⓓ	Contact Spring		1	Phosphor bronze	Silvering
Ⓒ	Button		1	LCP	Black
Ⓑ	Cover		1	SUS	Natural
Ⓐ	Base		1	LCP	Black
NO.	Name	Number	Qty	Materil	Remarks

YUANDI® Yuandi Electronics Co, Ltd

design	date	name	DETECTION SWITCH
Review	date	model	TQ-2511
Approved	date		

Drawing number: Proportion 1:1 unit mm gage number A4

modify Review Approved Tolerance not specified