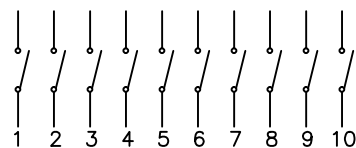
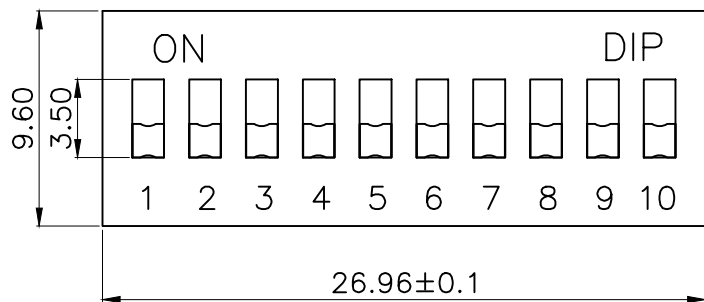
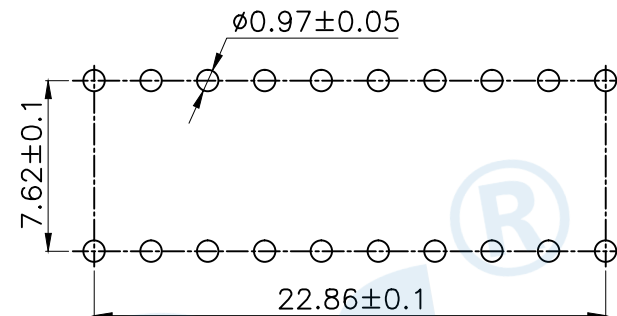


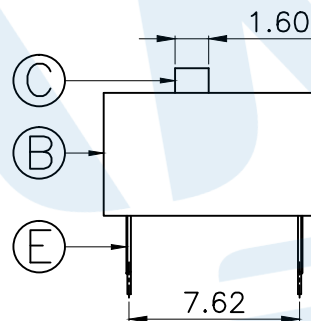
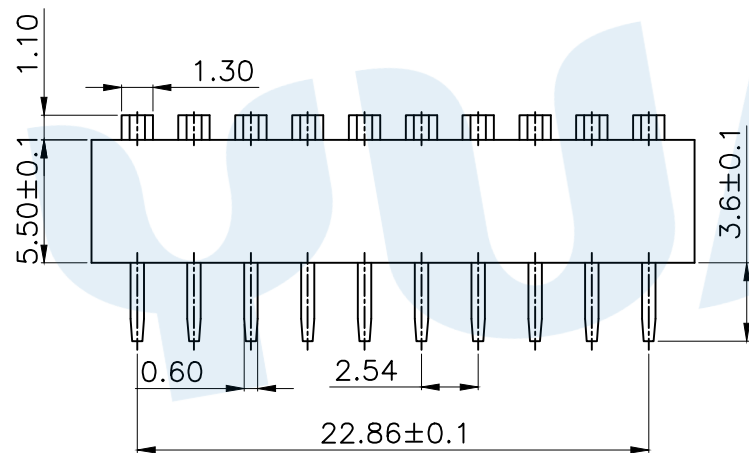
RoHS



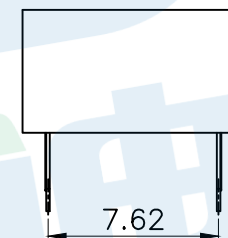
Circuit Diagram



PCB Layout(Pattern Side)



凸柄 Convex handle



短柄 Short handle

NOTE:

- 1.Rating: 24V 25mA DC
- 2.Insulation Resistance:  $\geq 100 \text{ M}\Omega$
- 3.Withstand voltage: AC 500V 1Minute
- 4.Operating Force Range: 400gf Max
- 5.Mechanical Life: 3,000 Cycles

Number of digits(位数)	1P	2P	3P	4P	5P	6P	7P	8P	9P	10P	12P
Cover/red 盖子/红色	凸柄 Convex handle TA-01	TA-02	TA-03	TA-04	TA-05	TA-06	TA-07	TA-08	TA-09	TA-10	TA-12
	短柄 Short handle TA-01D	TA-02D	TA-03D	TA-04D	TA-05D	TA-06D	TA-07D	TA-08D	TA-09D	TA-10D	TA-12D
Cover/blue 盖子/蓝色	凸柄 Convex handle TA-01R	TA-02R	TA-03R	TA-04R	TA-05R	TA-06R	TA-07R	TA-08R	TA-09R	TA-10R	TA-12R
	短柄 Short handle TA-01L	TA-02L	TA-03L	TA-04L	TA-05L	TA-06L	TA-07L	TA-08L	TA-09L	TA-10L	TA-12L

Ⓔ	Terminal		20	Phosphorus bronze	Gold plating
Ⓓ	Potting glue			Epoxy resin	Black
Ⓒ	Handle		10	PBT	White
Ⓑ	Cover		1	PBT	Red/Blue
Ⓐ	Base		1	PBT	Black
NO.	Name	Number	Qty	Materil	Remarks

YUANDI® Yuandi Electronics Co, Ltd  
元迪

design	date	name	DIP SWITCH
Review	date	model	TA-10
Approved	date		

Drawing number: Proportion 1:1 unit mm gage number A4

modify Review Approved Tolerance not specified