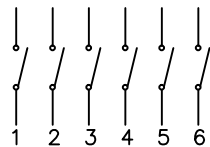
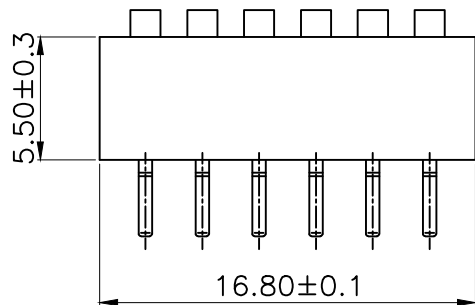
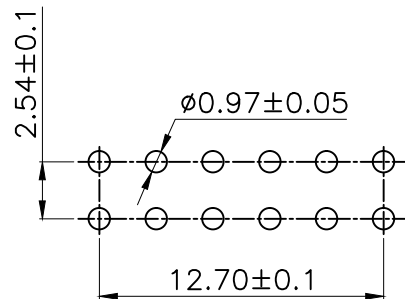


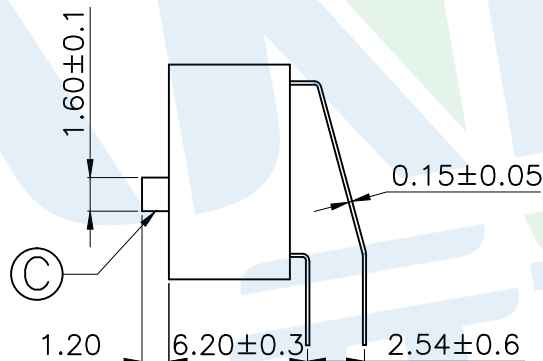
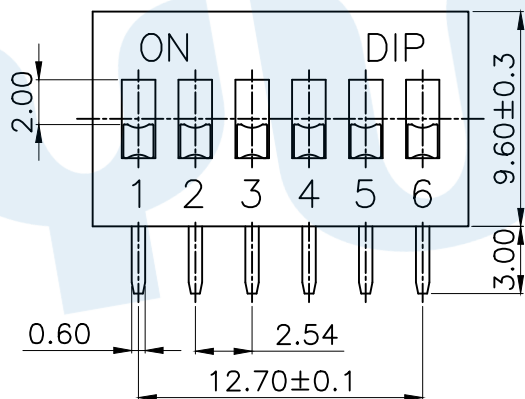
RoHS



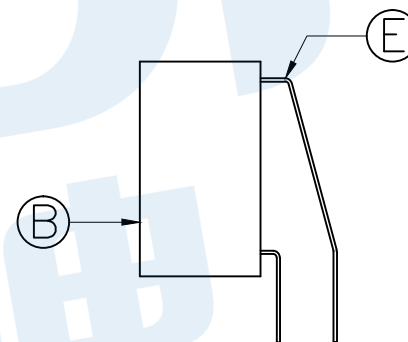
Circuit Diagram



PCB Layout(Pattern Side)



凸柄 Convex handle



短柄 Short handle

NOTE:

- 1.Rating: 24V 25mA DC
- 2.Insulation Resistance:  $\geq 100 \text{ M}\Omega$
- 3.Withstand voltage: AC 500V 1Minute
- 4.Operating Force Range: 400gf Max
- 5.Mechanical Life: 3,000 Cycles

Number of digits(位数)	1P	2P	3P	4P	5P	6P	7P	8P	9P	10P	12P
Cover/red 凸柄 盖子/红色	TM-01	TM-02	TM-03	TM-04	TM-05	TM-06	TM-07	TM-08	TM-09	TM-10	TM-12
短柄	TM-01D	TM-02D	TM-03D	TM-04D	TM-05D	TM-06D	TM-07D	TM-08D	TM-09D	TM-10D	TM-12D
Cover/blue 凸柄 盖子/蓝色	TM-01R	TM-02R	TM-03R	TM-04R	TM-05R	TM-06R	TM-07R	TM-08R	TM-09R	TM-10R	TM-12R
短柄	TM-01L	TM-02L	TM-03L	TM-04L	TM-05L	TM-06L	TM-07L	TM-08L	TM-09L	TM-10L	TM-12L

Ⓔ	Terminal		12	Phosphorus bronze	Gold plating
Ⓓ	Potting glue			Epoxy resin	Black
Ⓒ	Handle		6	PBT	White
Ⓑ	Cover		1	PBT	Red/Blue
Ⓐ	Base		1	PBT	Black
NO.	Name	Number	Qty	Materil	Remarks

YUANDI® Yuandi Electronics Co, Ltd  
元迪

design	date	name	DIP SWITCH
Review	date	model	TM-06
Approved	date		

Drawing number: Proportion 1:1 unit mm gage number A4

modify Review Approved Tolerance not specified