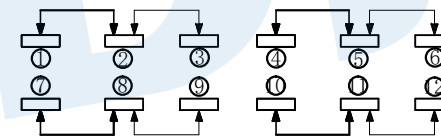
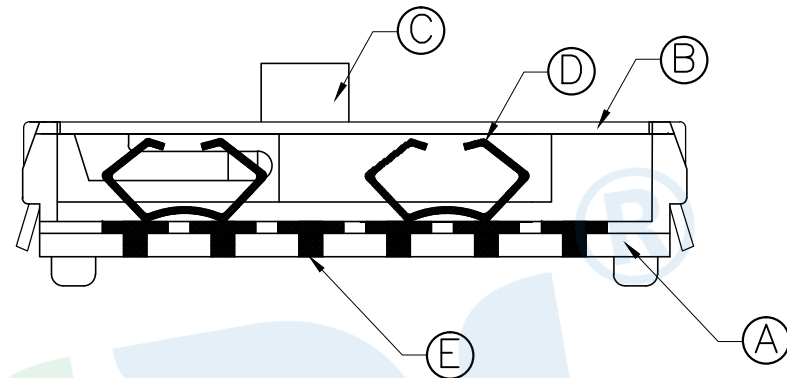
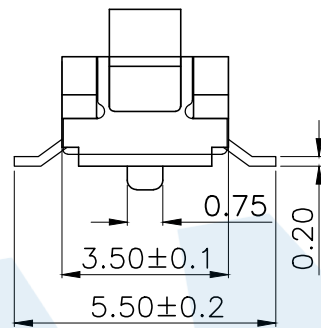
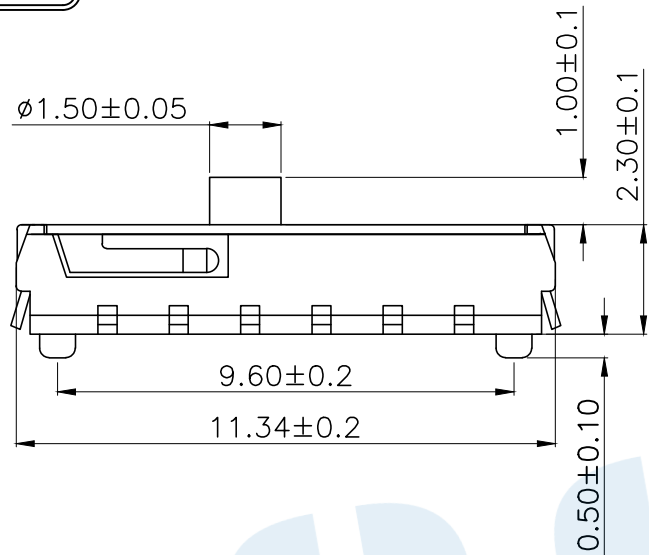
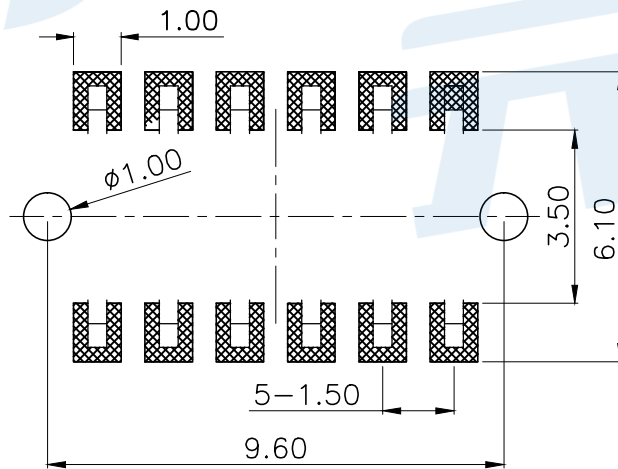
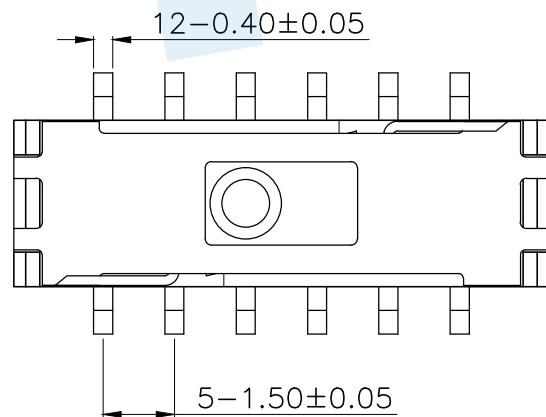


RoHS



Circuit Diagram



PCB Layout(Pattern side)

Code	H	Operating force
A1	1.0	200±80gf

NO.	Name	Number	Qty	Materil	Remarks
⑤	Terminal		4	Brass	Ag plated
④	Contact reed		2	Phosphorus copper	Ag plated
③	Handle		1	PA46	Black
②	Cover		1	SUS	Natural
①	Base		1	LCP	Black

**YUANDI®** Yuandi Electronics Co, Ltd

design	date	name	TOGGLE SWITCH
Review	date	model	TA-3512-A□
Approved	date		

Drawing number: Proportion 1:1 unit mm gage number A4

modify Review Approved Tolerance not specified

angle	±2'
10~30	±0.30
5~10	±0.20
~ 5	±0.10