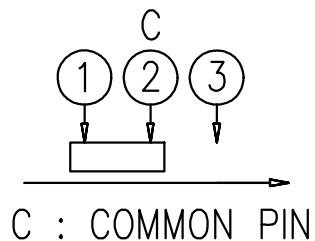
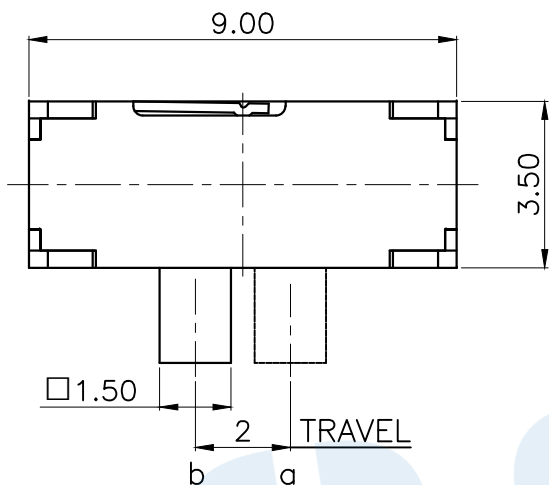
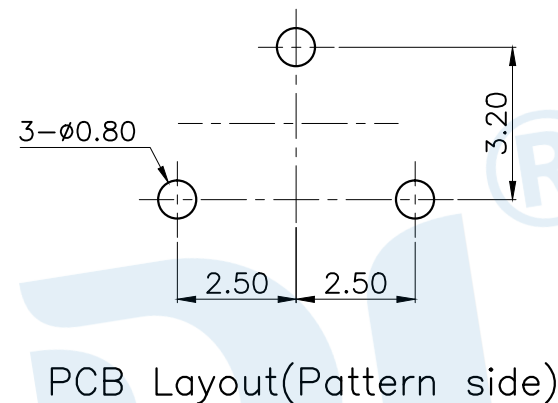


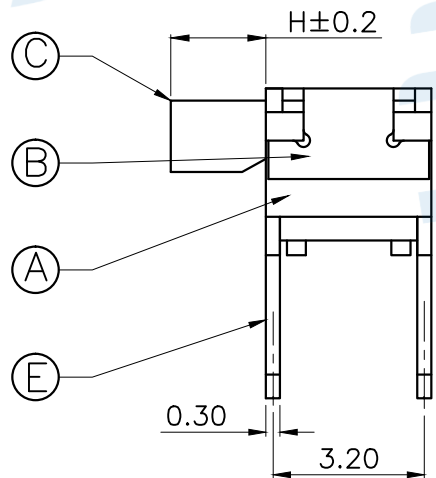
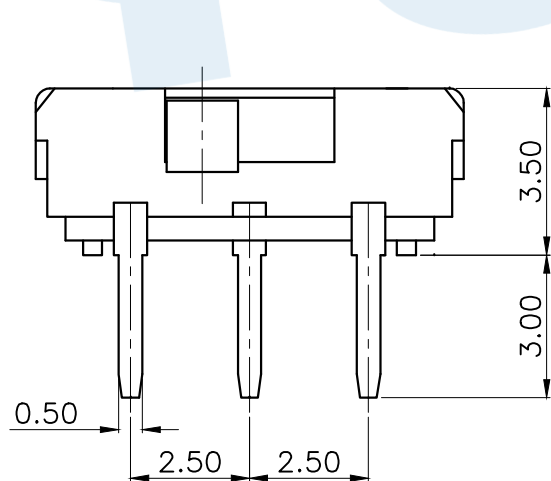
RoHS



Circuit Diagram



PCB Layout(Pattern side)



Code	H	Operating force
A1	2.0	230±80gf
A2	3.0	
A3	4.0	

NO.	Name	Number	Qty	Materil	Remarks
⑤	Terminal		3	Brass	Silver
④	Contact reed		1	Beryllium copper	Silver covered
③	Handle		1	PA46	Black
②	Cover		1	SUS	Natural
①	Base		1	PA46	Black

YUANDI® Yuandi Electronics Co, Ltd

design	date	name	TOGGLE SWITCH
Review	date	model	TA-3521-A□
Approved	date		

Drawing number: Proportion 1:1 unit mm gage number A4

modify Review Approved Tolerance not specified