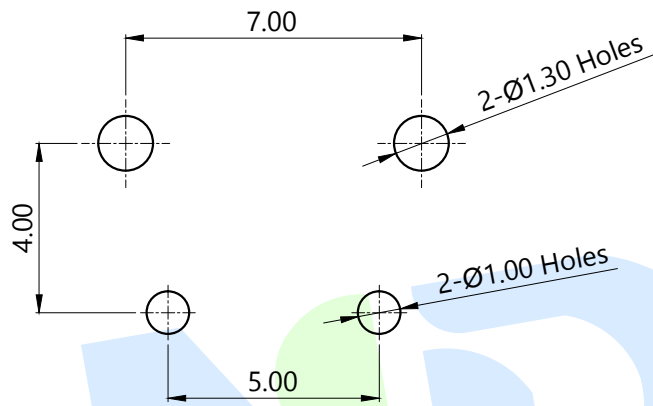
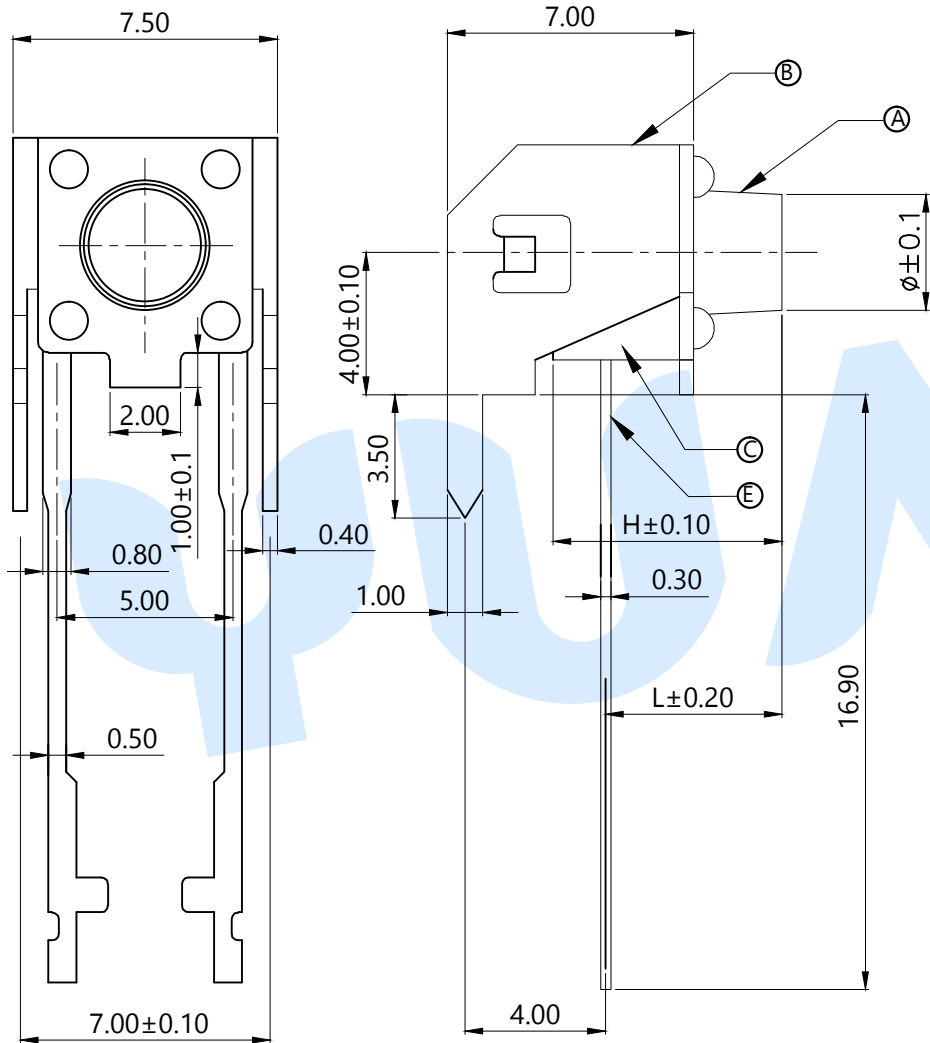


RoHS

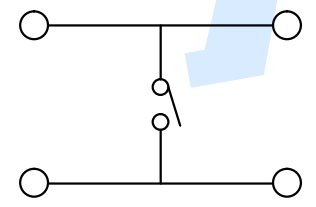


PCB Layout(Pattern side)

SHRAPNEL	
CODE	MATERIAL/QTY
D1	C5210/1PCS
D2	SUS/1PCS

OPERATING FORCE	
CODE	VIGOR
B1	120±30gf
B2	180±30gf
B3	250±30gf

TOTAL HEIGHT			
CODE	H	φ	L
A1	4.3	3.5	3.15
A2	4.5	3.5	3.35
A3	5.0	3.5	3.85
A4	5.5	3.5	4.35
A5	6.0	3.5	4.85
A6	6.5	3.3	5.35
A7	7.0	3.3	5.85
A8	7.5	3.3	6.35
A9	8.0	3.3	6.85
A10	8.5	3.3	7.35
A11	9.0	3.1	7.85
A12	9.5	3.1	8.35
CODE	H	φ	L
A13	10	3.1	8.85
A135	10.5	3.1	9.35
A14	11	3.0	9.85
A145	11.5	3.0	10.35
A15	12	3.0	10.85
A155	12.5	3.0	11.35
A16	13	3.0	11.85
A165	13.5	3.0	12.35
A17	14	3.0	12.85
A18	15	3.0	13.85
A19	16	3.0	14.85
A20	17	3.0	15.85



Circuit Diagram

⑤	Terminal		2	Brass	Silvering
④	Contact		1	Phosphor bronze	Silver covered
③	Base		1	PPA	Black
②	Cover		1	SPCC	Plating Cu Sn
①	Knob		1	PPA	Black
NO.	Name	Number	Qty	Materil	Remarks

YUANDI® Yuandi Electronics Co, Ltd

design	date	name	TACT SWITCHS
Review	date	model	TS-1039H-A□B□-D□
Approved	date		

Drawing number: Proportion 1:1 unit mm gage number A4

modify Review Approved Tolerance not specified

angle	±2'
10~30	±0.30
5~10	±0.20
~ 5	±0.10