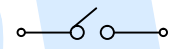
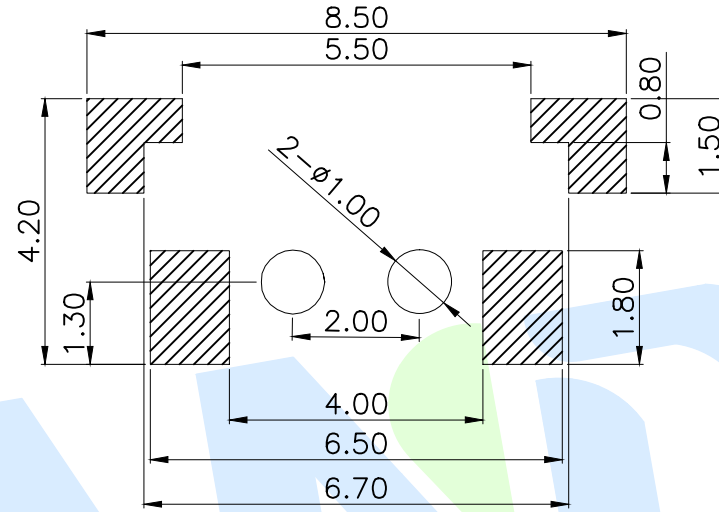
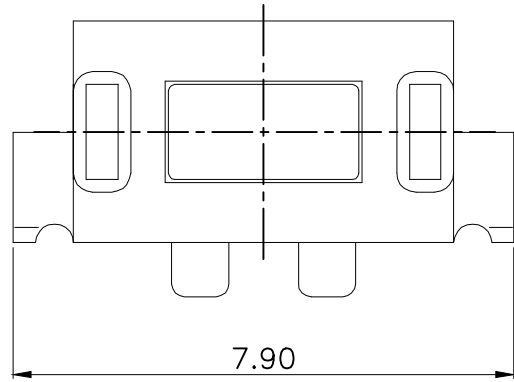
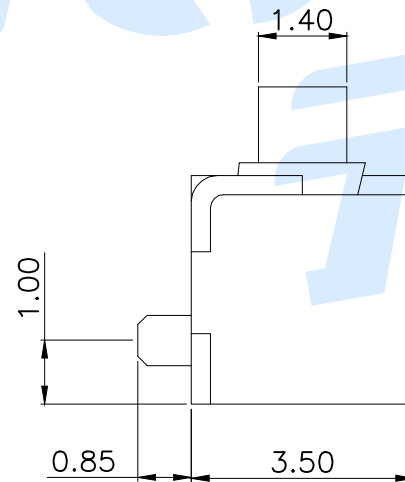
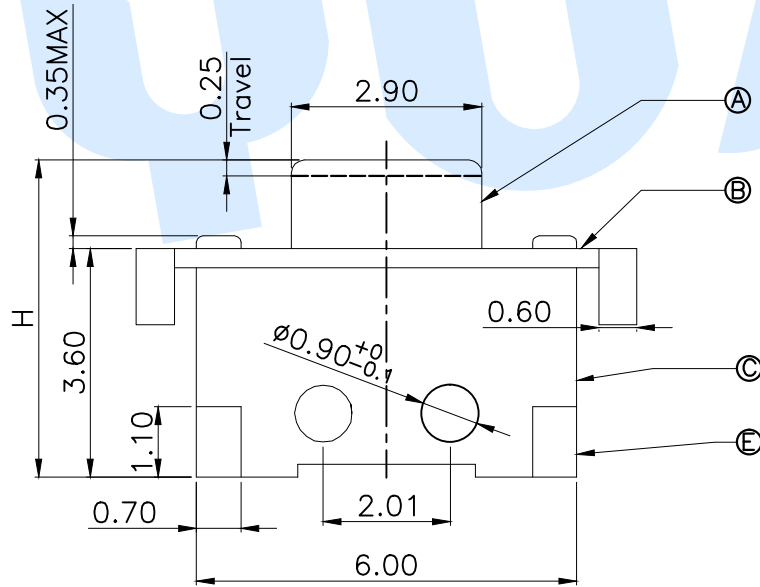


RoHS



Circuit Diagram

PCB Layout (Pattern Side)



TOTAL HEIGHT	
CODE	H
A1	4.3
A2	5.0

OPERATING FORCE	
CODE	VIGOR
B2	180±30gf
B3	250±30gf

SHRAPNEL	
CODE	MATERIAL/QTY
D2	SUS/1PCS
D4	SUS/2PCS

Ⓔ	Terminal	2	Phosphor copper	Silvering	
Ⓓ	Contact	1	SUS	Silver covered	
Ⓒ	Base	1	PPA	Black	
Ⓑ	Cover	1	Phosphor copper	Silvering	
Ⓐ	Knob	1	PPA	White	
NO.	Name	Number	Qty	Materil	Remarks

**YUANDI®** Yuandi Electronics Co, Ltd

design	date	name	TACT SWITCHS
Review	date	model	TS-1054-A□B□-D□
Approved	date		

Drawing number: Proportion 1:1 unit mm gage number A4

modify Review Approved Tolerance not specified

angle	±2'
10~30	±0.30
5~10	±0.20
~ 5	±0.10