RoHS

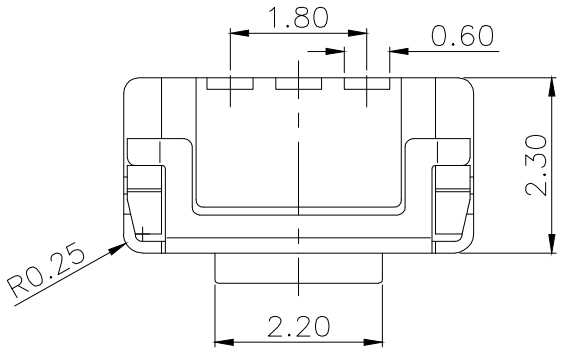

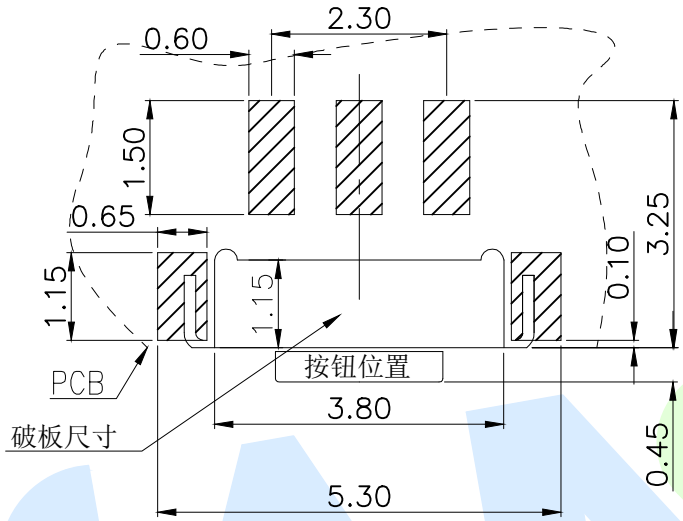

PCB Layout(Pattern side)

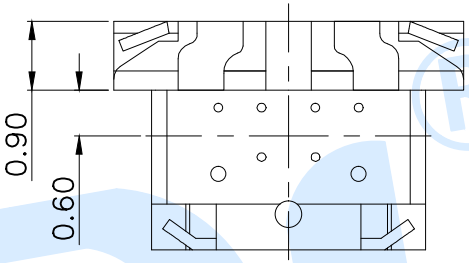

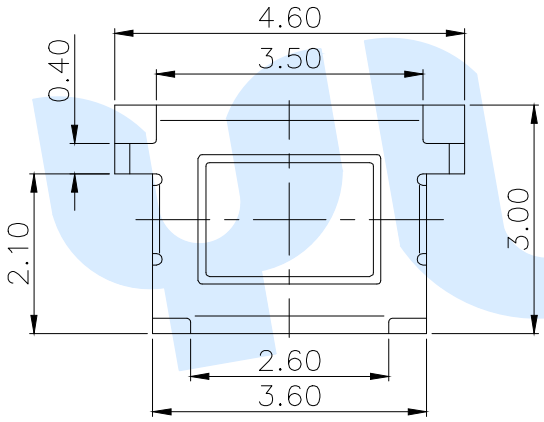

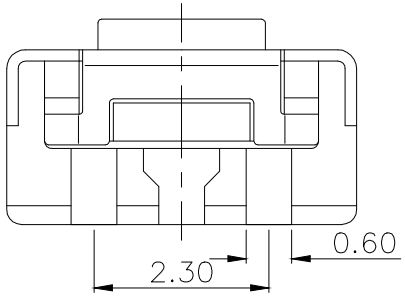

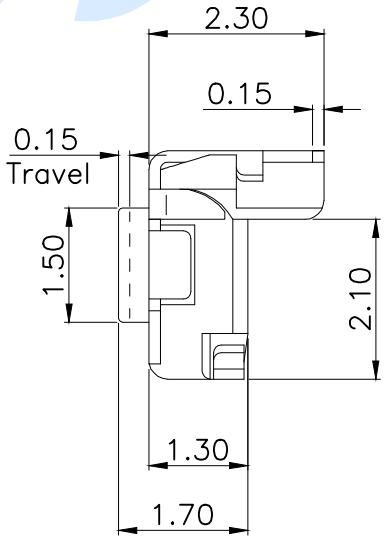

Circuit Diagram

SHRAPNEL	
CODE	MATERIAL/QTY
D2	SUS/1PCS
D4	SUS/2PCS

OPERATING FORCE	
CODE	VIGOR
B2	180±30gf
B3	250±30gf

NO.	Name	Number	Qty	Materil	Remarks
Ⓕ	Dust film		1	Polyimide tape	
Ⓔ	Terminal		3	Phosphorus bronze	Silvering
Ⓓ	Reed		2	SUS	Silvering
Ⓒ	Base		1	LCP	Black
Ⓑ	Cover		1	SUS	Nickel plated
Ⓐ	Button		1	LCP	Black

YUANDI® 元迪 Yuandi Electronics Co,Ltd

				angle	±2°	design		date		name	TACT SWITCHS
				10~30	±0.30	Review		date			
				5~10	±0.20	Approved		date		model	TS-1061-B□D□
				~ 5	±0.10	Drawing number:					
			modify	Review	Approved	Tolerance not specified	Proportion	1:1	unit	mm	gape number	A4