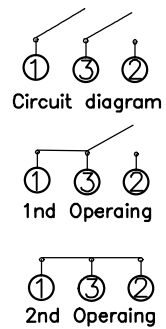
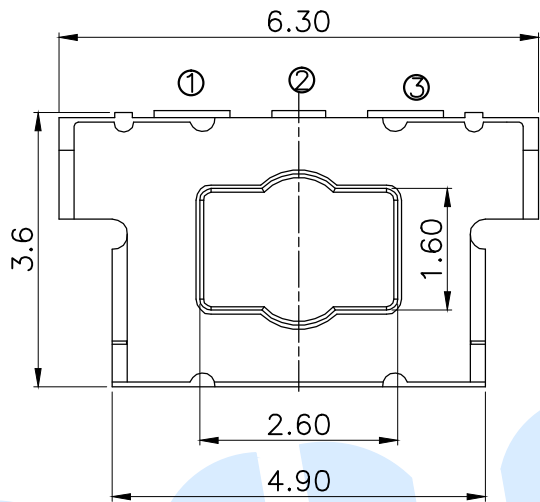
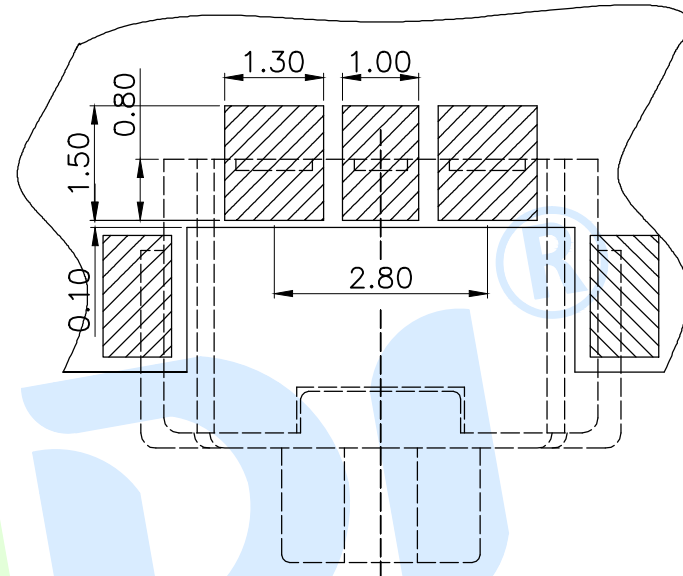


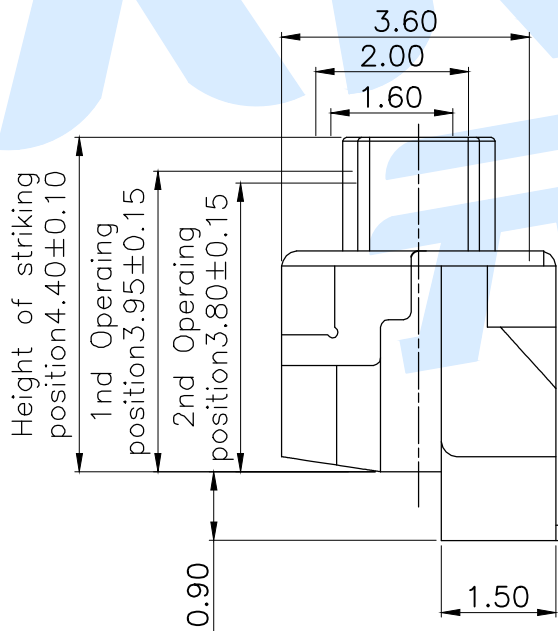
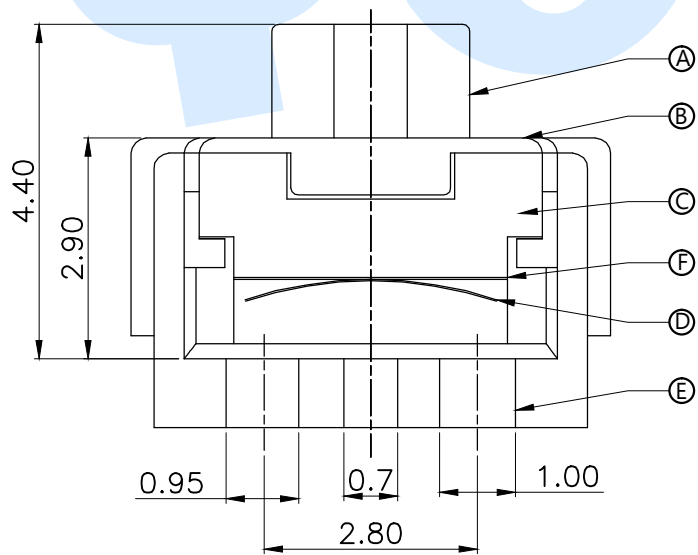
RoHS



Circuit Diagram



PCB Layout (Pattern side)



SHRAPNEL	
CODE	MATERIAL/QTY
D2	SUS/1PCS

OPERATING FORCE	
1st	60±30gf
2st	250±50gf

TRAVEL	
1st	0.45±0.1mm
2st	0.15±0.1mm

Ⓕ	Dust film	1	Polyimide tape		
Ⓔ	Terminal	3	Phosphorus copper	Silvering	
Ⓓ	Reed	1	SUS	Silver covered	
Ⓒ	Base	1	LCP	Black	
Ⓑ	Cover	1	Phosphorus copper	Au plating	
Ⓐ	Button	1	LCP	Black	
NO.	Name	Number	Qty	Materil	Remarks

YUANDI® Yuandi Electronics Co, Ltd

design	date	name	TACT SWITCHS
Review	date	model	TS-1061A-D□
Approved	date		

Drawing number: Proportion 1:1 unit mm gage number A4

modify Review Approved Tolerance not specified

angle	±2'
10~30	±0.30
5~10	±0.20
~ 5	±0.10