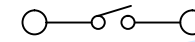
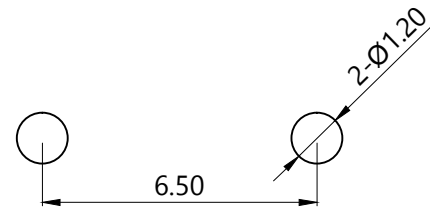
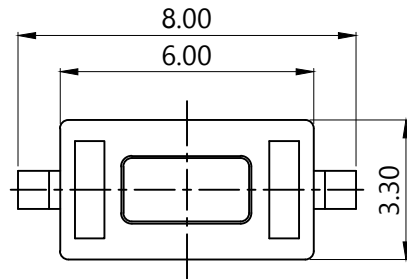


RoHS



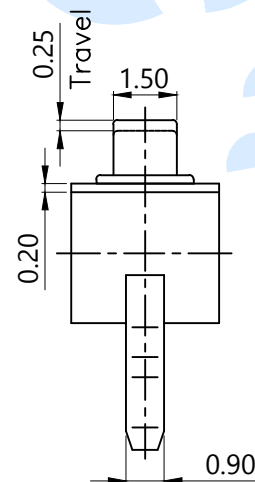
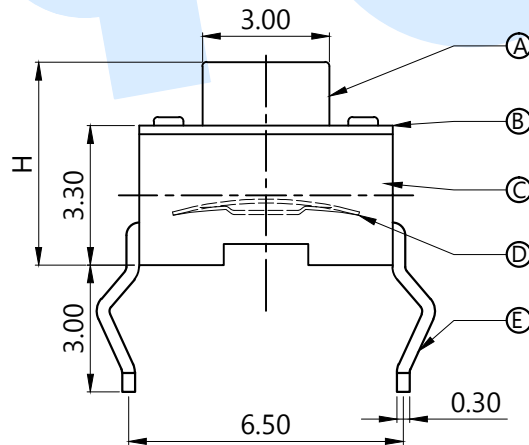
Circuit Diagram

PCB Layout (Pattern side)

OPERATING FORCE	
CODE	VIGOR
B2	180±30gf
B3	250±30gf

SHRAPNEL	
CODE	MATERIAL/QTY
D2	SUS/1PCS
D4	SUS/2PCS

TOTAL HEIGHT			
CODE	H	CODE	H
A1	4.3	A4	6.0
A45	4.5	A5	6.5
A2	5.0	A6	7.0
A3	5.5	A7	8.0



⑤	Terminal	2	Brass	Silvering	
④	Contact	1	SUS	Silver covered	
③	Base	1	PPA	White	
②	Cover	1	Brass	Plating Cu Sn	
①	Knob	1	PPA	Black	
NO.	Name	Number	Qty	Materil	Remarks

YUANDI® Yuandi Electronics Co, Ltd

design	date	name	TACT SWITCHS
Review	date	model	TS-1096D-A□B□-D□
Approved	date		

Drawing number: Proportion 1:1 unit mm gage number A4

modify Review Approved Tolerance not specified

angle	±2'
10~30	±0.30
5~10	±0.20
~ 5	±0.10