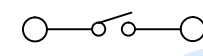
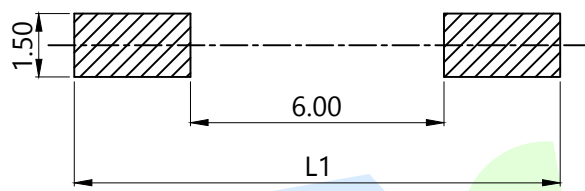
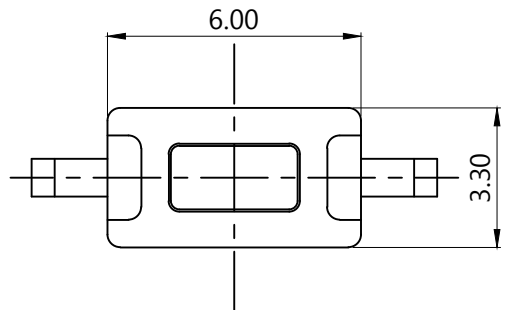


RoHS



Circuit Diagram

PCB Layout (Pattern side)



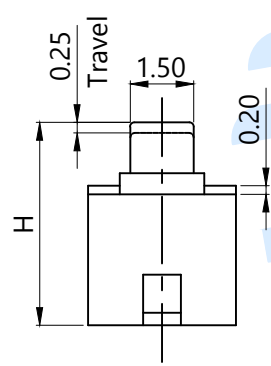
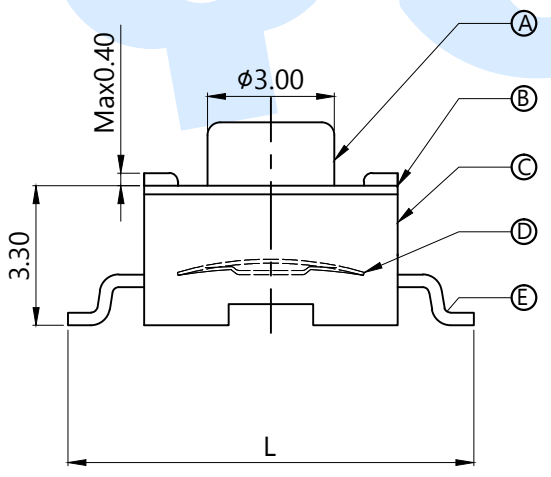
TOTAL HEIGHT			
CODE	H	CODE	H
A1	4.3	A4	6.0
A45	4.5	A5	6.5
A2	5.0	A6	7.0
A3	5.5	A7	8.0

PART NO.
TS-1096S 
TS-1096SA 

OPERATING FORCE	
CODE	VIGOR
B2	180±30gf
B3	250±30gf

FOOT PITCH		
CODE	L	L1
C1	8.0	9.0
C2	8.5	10
C3	9.0	11
C4	9.5	12
C5	10	12

SHRAPNEL	
CODE	MATERIAL/QTY
D2	SUS/1PCS
D4	SUS/2PCS



NO.	Name	Number	Qty	Materil	Remarks
⑤	Terminal		2	Brass	Silvering
④	Contact		1	SUS	Silver covered
③	Base		1	PPA	White
②	Cover		1	SPCC	Plating Cu Sn
①	Knob		1	PPA	White

**YUANDI®** Yuandi Electronics Co, Ltd

design	date	name	TACT SWITCHS
Review	date	model	TS-1096S-A□B□-C□D□
Approved	date		

angle	±2'	Drawing number:	Proportion	1:1	unit	mm	gape number	A4
10~30	±0.30		modify	Review	Approved	Tolerance not specified		
5~10	±0.20							
~ 5	±0.10							